



DUR-A-LIFT / UTV INTERNATIONAL

ACHIEVER DLT2-60 DU TRACKED AERIAL with Jib

DUAL UNIT BOOM SPECIFICATIONS



<u>GENERAL DATA</u>	
Max. working height with basket elevator 65' Max. side reach 39'-2" Stowed travel height 9'-4" (approx.) Extension boom travel 148" Main boom travel -30° to +75° Elevator travel 22"	Basket capacity (Jib not in use) 550 lbs (Jib in use) 400 lbs Max. jib and winch capacity 1,000 lbs Basket rotation 180° Articulating arm travel 0° to +75° Base Installed weight 17,700 lbs (approx.)
<u>STANDARD FEATURES</u>	
Center top mounted winch & jib 24" x 42" x 42" fiberglass basket with step Rubber boom support Fiberglass extension boom Shear ball rotation gear Proportional, open center hydraulic controls Safety harness and 6' decelerating lanyard 360° continuous rotation 180° basket rotator 10 micron filter in return line Hyd leveled basket (power stow at upper controls) Hydraulic basket leveling at lower controls (2nd location) Upper 4 axis single hand joystick control lever	Basket rotator, winch, and jib controls with lockouts in upper control pod Lower control levers with upper control override Lower winch control Deck step basket mounting Hydraulic jib tilt Manual jib extension Non-relube, maintenance-free bushings, spherical cylinder rod ends Engine start/stop from basket 46 kv category "C" insulation 24" pedestal height for tracked vehicle mounting Epoxy primer with white finish color Two maintenance/operators manuals One year parts and labor warranty
<u>AVAILABLE BOOM OPTIONS</u>	
<p>BOOM:</p> Main boom fiberglass insert (provides 14" of insulation when fully retracted) Articulating arm glass insert (12" insulation gap) <p>BASKET:</p> Basket liner w/step (24" X 42" basket) Rigid basket cover with lanyard Rigid basket & upper control cover w/lanyard Tool tray (8" X 19" X 9") Tool tray (9" X 14" X 18") Tool tray fiberglass (7" x 7" x 16")	<p>ELECTRICAL:</p> Controls w/high electrical resistant components (HERC) - required for category "C" Boom overstay protection 12 volt emergency hydraulics: boom rotation, lowering and all outrigger functions <p>HYDRAULIC:</p> Hydraulically extendible jib Tool circuit at basket, manual control Tool circuit at base, manual control Hose reel on deck <p>MISCELLANEOUS:</p> Additional manuals
<p>Controls mounted between basket & boom</p>	<p>All Specifications + or - 2%</p>
CARRIER OPTIONS on PAGE 2	





DUR-A-LIFT / UTV INTERNATIONAL ACHIEVER DLT2-60 DU TRACKED AERIAL with JIB



CARRIER SPECIFICATIONS

<u>DIMENSIONS / WEIGHT</u>		<u>FRAME / SUSPENSION</u>	
Overall Length	319" boom tip to bucket end 185" between stowed outriggers	Type	Welded tub
Overall Width	101" without side ladders	Axle	Torsion axle
Height	112" to top of stowed boom	Tires	Solid rubber
Ground Clearance	16"	Suspension system:	
Weight	17,700 lbs base vehicle	➤	2 independent idler wheels with oil bath hubs
GVWR	24,000 lbs	➤	8 solid wheels with grease hubs and dust cap retainers
Deck	43 ft2 (approx. 72"L x 87"W")	➤	2 rear drive sprockets
<u>PERFORMANCE</u>		<u>POWER TRAIN FOR HYDROSTATIC DRIVE</u>	
Maximum speed	7.3 mph loaded	Transmission	Hydrostatic, 2-speed
Turning radius	0 ft	Service Brakes	Positive deceleration through the hydrostatic transmission
Climbing Ability		Parking brakes	Multi-disc, spring applied & pressure released
- Uphill	40° (84%)	<u>ELECTRICAL</u>	
- Side-hill	15° (27%)	Voltage	12v
Ground Pressure	2.44 PSI (no load) 29" tracks 2.87 PSI (loaded) 29" tracks 2.15 PSI (no load) 33" tracks 2.54 PSI (loaded) 33" tracks	(2) batteries, capacity	2x 1,060 CCA
Working Range	12 hours (no load)	Alternator capacity	120 Amps
<u>ENGINE</u>		Ground	Negative
Make	Deutz AG Tier 4	<u>TRACKS</u>	
Model	TCD 3.6 L4, 4 cylinder turbo charged diesel	5-ply rubber belts with 29" rubber cross links with heat treated aluminum inserts	
Horsepower	134 HP at 2,300 RPM	<u>STEERING</u>	
Torque	369 ft lbs at 1,600 RPM	Independent dual joysticks with cable control for each track	
Displacement	3.6 liters		
Fuel capacity	40 gals		
DEF Tank	2.6 gals		
<u>STANDARD FEATURES</u>			
1-Man Open Cab 24,000 lbs ROPS Certified		Secondary fuel filter with water separator	
Roll Over Protection Structure ISO 3471:2008		Electric engine shut down system	
Seat with mechanical suspension, 2-point seat belt		2" receiver socket, front and rear	
Full instrumentation, illuminated panel gauge		Front and rear rectangular ground lugs	
Fire extinguisher, backup alarm and horn		Longer (59") front outriggers with 18" x 20" pads	
High power LED lights: 2 front & 1 rear on cab, 1 strobe on top, rear back up light		Extra Long (71") rear outriggers with 18" x 20" pads	
Cab entrance step, 2x removable side deck ladders		(4) 18,000 lb D-Rings	
120v block heater & glow plugs, muffler		Wooden side wall/deck	
12v primary fuel filter heater		2 sets of parts & service manuals	
		Standard one year warranty	

*Specifications subject to change without notice.

ACHIEVER DLT2-60 DU CARRIER OPTIONS & ACCESSORIES

Front bumper in place of plow
Front 2 way plow
19" height extension for plowing snow
Front plow blade with float position

ACHIEVER DLT2-60 DU Carrier Options continued on next page



ACHIEVER DLT2-60 DU Carrier Options continued

16,500 lbs electric winch with front wiring)
Rear wiring for electric winch
(2) Side receivers for electric winch with wiring
18,000 lbs hydraulic winch, fixed front mount with in cab controls

Cab Options

Driver's wire mesh screen (open cab)
Driver's left side wire mesh door and side wall (open cab)
Driver's right side wire mesh screen (open cab)
Driver's rear wire mesh screen (open cab)
Aluminum escape hatch for open cab (when all four sides have wire mesh)
Steel escape hatch for open or closed cab (adds FOPS certification)
Opening sunroof (hinged escape hatch with adjustable opening)
Tinted safety glass escape hatch with adjustable opening (not FOPS certified)
Protective brush guard for front LED Lights
Cab mounted front brush guard for closed cab
1 Man Closed Cab 24,000 lbs ROPS Certified Includes Aluminum escape hatch Sliding left & right side window Cab heater & circulation fan Front windshield on/off wiper Door with dual locking system
Front windshield intermittent wiper (closed cab)
Sun visor
Driver's 3 point seat belt
Street side and / or curb side rear view mirror
Street side rear view mirror with electric heating
Back up camera with heated lens and 7" in-cab waterproof display
Outrigger deployed in-cab warning light
Premium cab sound & heat insulation
DC Comfort air conditioning 6,000 BTU/hr, 12V

Lighting Options

GoLight Stryker spotlight on top of cab with guarding & in cab & hand held remote control
2x 120 watts LED light bars (behind the cab, swiveling & one fixed over the engine cover)
4x 18 watts around the vehicle ground illumination LEDs (low profile 40° down-angle)
DOT Road lighting (includes outrigger mounted clearance lights)
Outrigger mounted clearance lights

ACHIEVER DLT2-60 DU Carrier Options continued on next page

ACHIEVER DLT2-60 DU Carrier Options continued

Engine & Cold Weather Options

Spark arrestor
120v hydraulic oil tank heater
120v battery charger
12v engine coolant heater, 17,000 Btu with 7 day programmable timer
Winter bridge & engine cover
Synthetic engine & ISO 22 hydraulic oil
Extreme cold package for operations to -40 deg F/-40 deg C External Power Available includes: 120v battery blanket heaters, insulated battery box, glycol coolant, synthetic engine & hydraulic oil
Extreme cold package for operations to -40 deg F/-40 deg C No External Power Available includes: 12v engine coolant heater, coolant battery heater, insulated battery box, glycol coolant, synthetic engine & hydraulic oil
2x 120v battery heaters
1,800 watt gas powered portable generator / inverter with on deck storage

Track Options

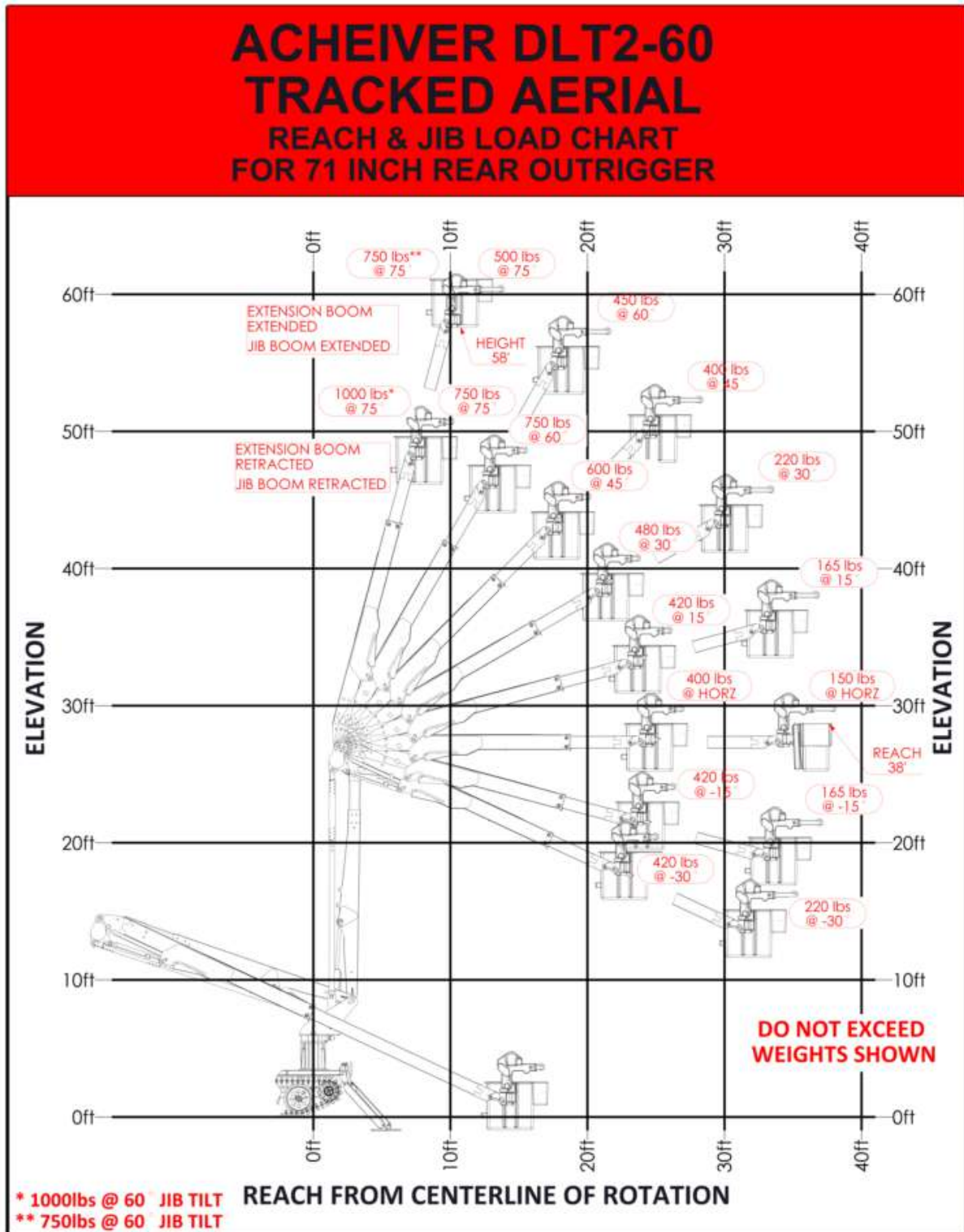
Change 29" to 33" rubber tracks
Ice claws for tracks (17 each side)

Vehicle Options / Features

Tool box on deck (front right side)
Non slip coating on deck
Change 59" to extra long (71") front outriggers with 18" x 20" pads
Ice cleats for outrigger feet (4 each foot)
Outrigger feet ice cleat ready
(Set of 4) 24"x24"x1" soft outrigger pads with side deck storage
(8) road wheel oil hubs
Hydraulic tools outlet on deck with hose reel with twin orange dielectric hoses 3/8"(dia) x 30'(Lg) and flow control
Cable grounding reel on deck, spring loaded, 50 ft 1/0 black cable & clamp
Pintle hook
Maintenance kit (high performance filter set for first 100 hour maintenance Return & Supercharge Filters)
Additional sets of boom and carrier manuals
Recommended spare parts for remote operations
One full day on site operations and maintenance training

Other options available upon request

ACHIEVER SERIES 2 DLT2-60 DU TRACKED AERIAL with JIB



ACHIEVER SERIES 2 DLT2-60 DU TRACKED AERIAL with JIB

BUCKET/JIB USAGE RESTRICTIONS

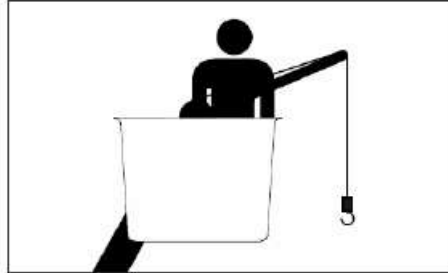
2 MAN BUCKET

Bucket capacity = 550lb

Bucket capacity with liner = 500lb

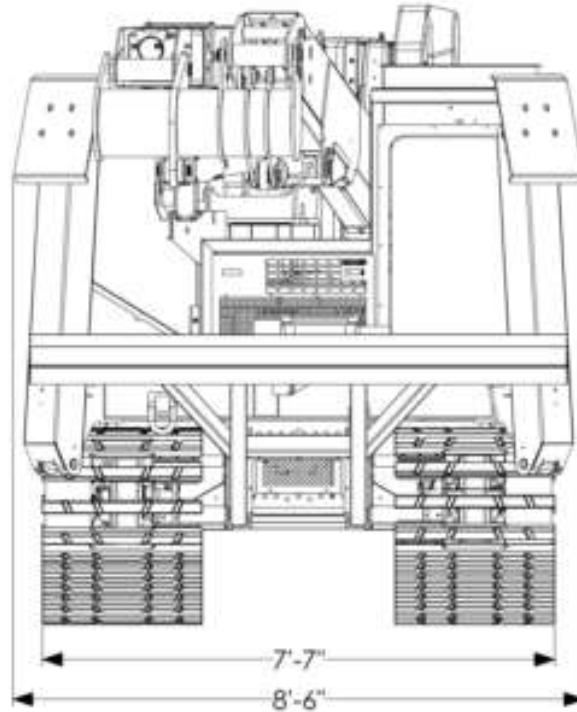
Jib use;

- Bucket capacity restricted to 400lb
- Bucket capacity with liner restricted to 350lb
- Jib capacity as shown on load chart



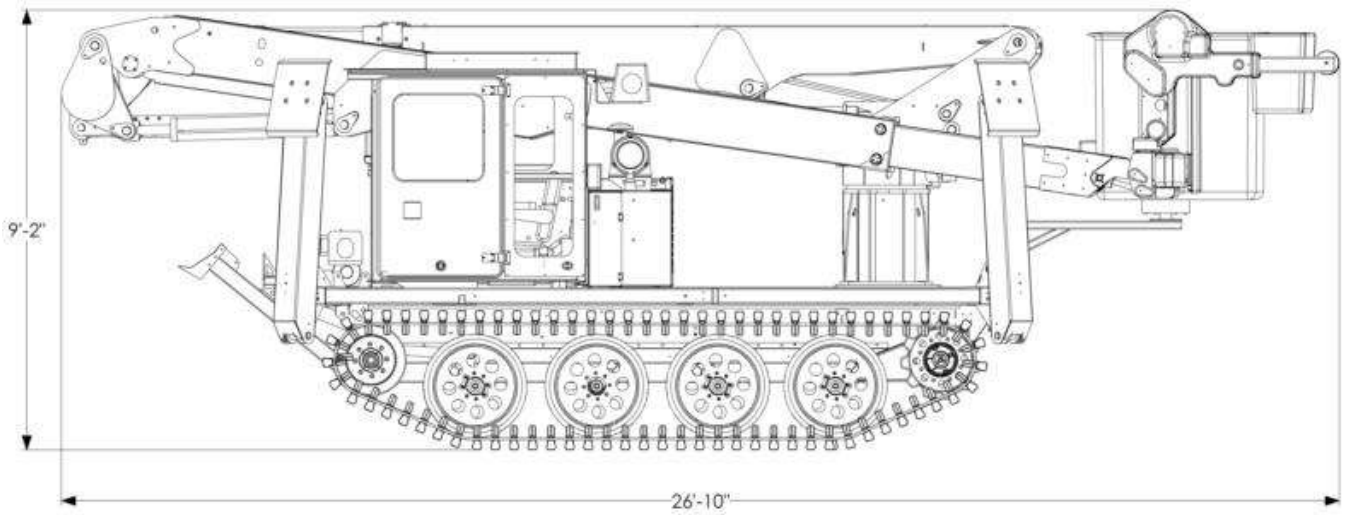
DLT2-60 Top Center Mount Winch & Jib with Elevator

ACHIEVER DLT2-60 DIMENSIONS



ACHIEVER SERIES 2 DLT2-60 DU TRACKED AERIAL with JIB

DUAL UNIT BOOM DIMENSIONS



Achiever DLT2-60 DU Accessibility

